



Gulf Research Center
Knowledge for All



Germany & Saudi Arabia Relations

May 2025

Table of Contents

- General information about Germany
- Foreign Direct Investment
- Bilateral Investment Treaties (BITs)
- Germany Trade with Saudi Arabia

General information about Germany

- Capital Berlin
- Official language German
- Population 2024 84.7 million
- Population density 238 people per sq km
- GDP (E) 2024 US\$4710.03B
- GDP per capita 2024 US\$55521.0
- Currency Euro
- Exchange rate USD/EUR= 0.8958 (as of 18/05/2025)



Germany, officially the Federal Republic of Germany, is a sovereign state in Central Europe, bordered in the north by the North Sea, the Baltic Sea and Denmark, in the west by the Netherlands, Belgium, Luxembourg, and France, in the south by Switzerland, and Austria, and in the east by Czechia, and Poland. Additionally, Germany shares maritime borders with Sweden and the United Kingdom. Germany has an area of 357,022 km² making it the seventh largest country in Europe (if one includes Russia and Ukraine). In comparison, it is about two-thirds the size of France.

Germany is a manufacturing powerhouse

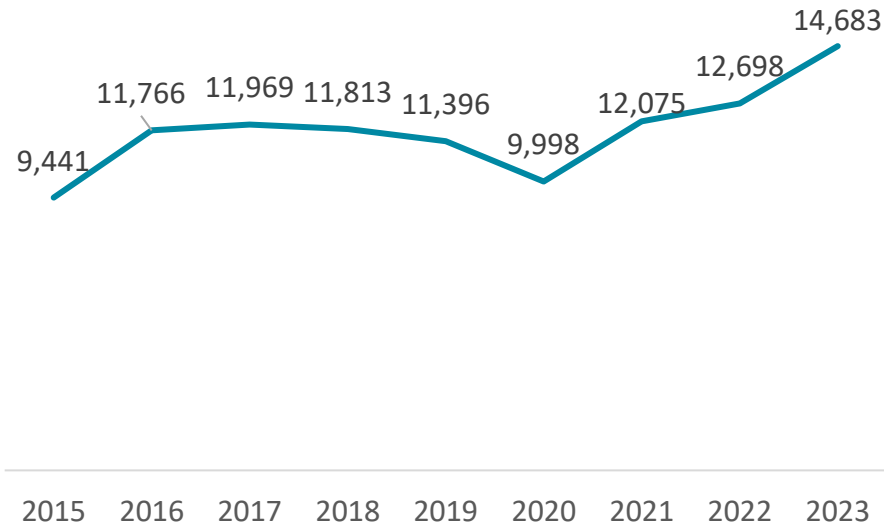
With the largest economy in Europe, Germany generates approximately 20% of Europe's Gross Domestic Product (GDP) and ranks fourth worldwide with a share of over 3% of global GDP. The country has a population of approx. 84 million people. One of the main reasons for economic Germany's success lies in its advanced capabilities in both manufacturing and services. Germany is currently one of the leading exporters in machinery vehicles and chemicals. Over the medium-to-long term, Germany is expected to shift away from exports and focus more on domestic consumption, caused by increased wages and a rising average age.



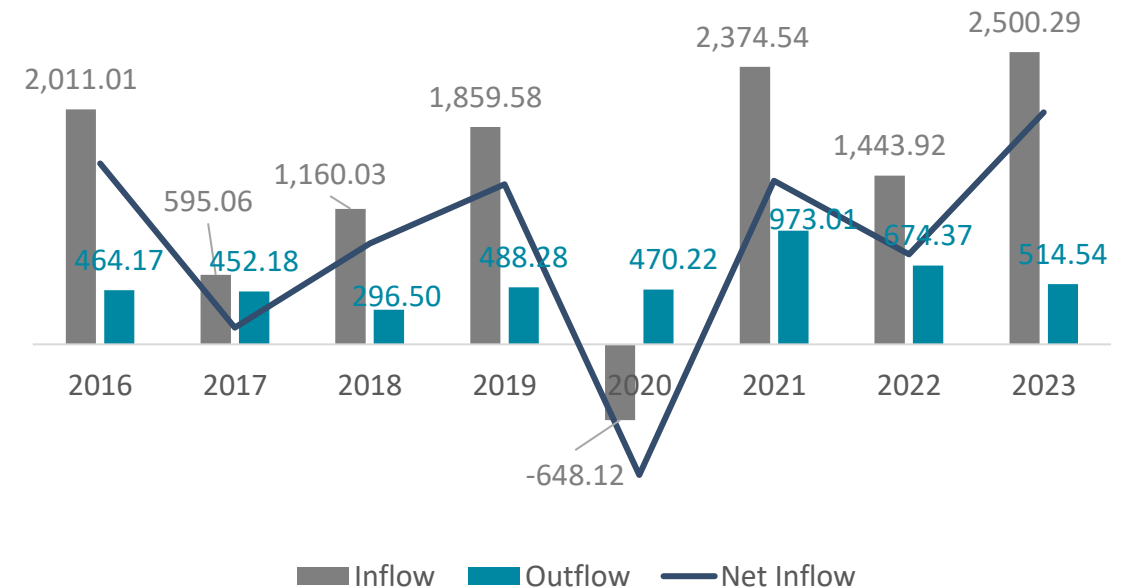
Foreign Direct Investment

- In 2023, SAR 14.7 billion in FDI stock were recorded (from Germany in Saudi Arabia) , an increase by 15.6% compared to the previous year.
- In 2023, the value of the Foreign Direct Investment (FDI) Inflow was SAR 2.50 billion while the FDI Outflow reached a value of SAR 514.5 million. These amounts resulted in an FDI Net Inflow of SAR 2.0 billion, an increase of 158.0% than the previous year.

Annual Evolution of FDI Stock, in Million SAR




The annual evolution of FDI Inflow and Outflow, in Million SAR



Bilateral Investment Treaties (BITs)

Title	Status	Date of Signature	Date of Entry Into Force
Germany - Saudi Arabia BIT	In force	29/10/1996	08/01/1999



Germany Trade with Saudi Arabia

Germany Trade with GCC countries in 2024

UAE

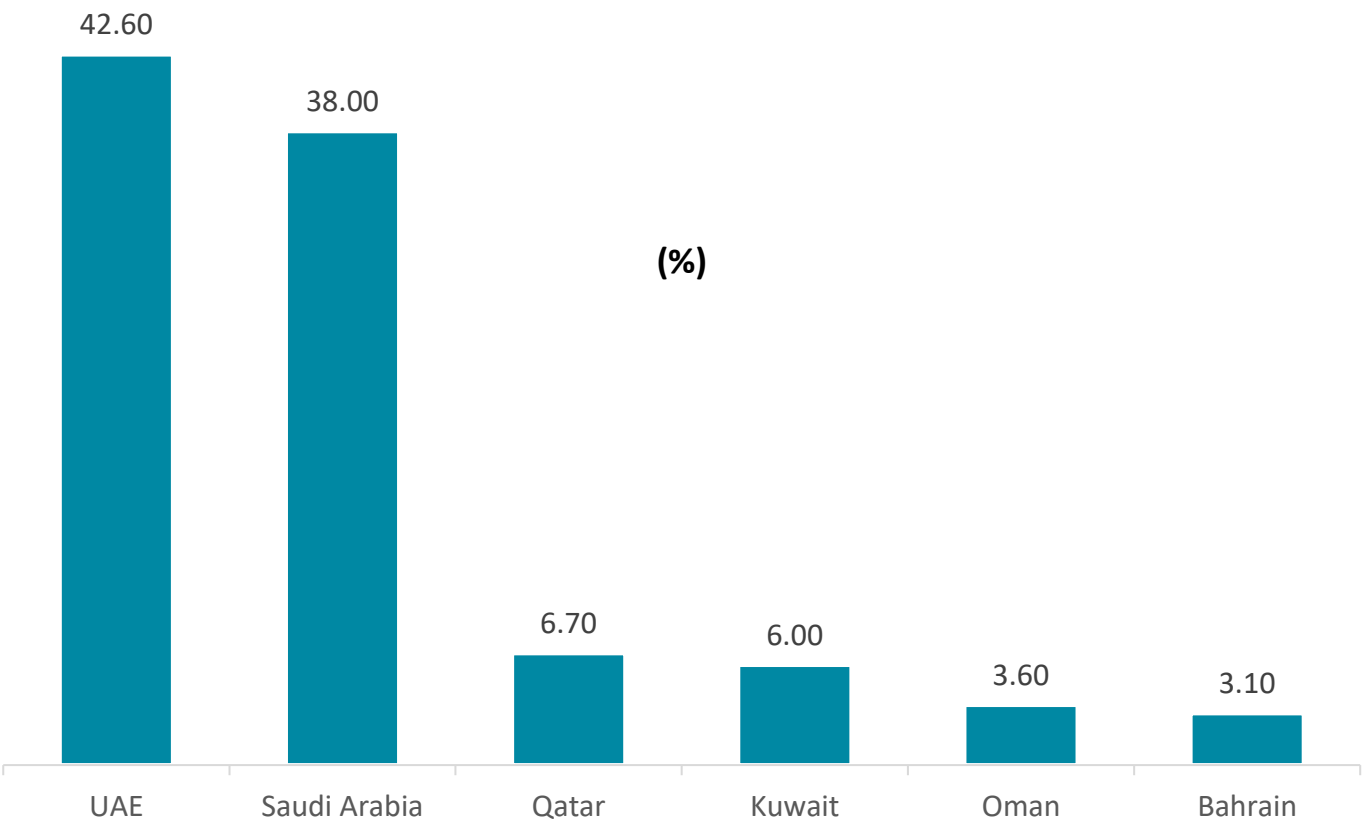
1st partners in GCC countries.
UAE makes up 42.6% of Germany trade with GCC countries.

Saudi Arabia

2nd partners in GCC countries.
Saudi Arabia makes up 38.0% of Germany trade with GCC countries.

Qatar

3rd partners in GCC countries.
Qatar makes up 6.7% of Germany trade with GCC countries.



Kuwait

4th partners in GCC countries
Kuwait makes up 6.0% of Germany trade with GCC countries.

Oman

5th partners in GCC countries
Oman makes up 3.6% of Germany trade with GCC countries.

Bahrain

6th partners in GCC countries
Bahrain makes up 3.1% of Germany trade with GCC countries.

Germany Trade with Saudi Arabia in 2024

11.39 Billion USD

Total trade between the
Germany & KSA

9.53 Billion USD

Germany export to KSA

1.86 Billion USD

Germany import from KSA

▲ 41.11 %

Germany trade with KSA growth
rate over the last 6 years

▲ 41.12 %

Germany export to KSA growth
rate over the last 6 years

▲ 41.09 %

Germany import from KSA
growth rate over the last 6 years

Machinery and mechanical appliances

The top category that Germany
exports to KSA

Mineral fuels and oils

The top category that Germany
imports from KSA

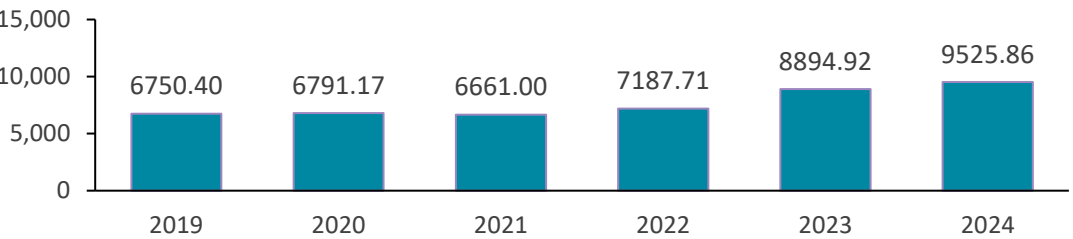
Saudi Arabia makes up 38% of GCC total trade with Germany

In 2024, Germany's exports to Saudi Arabia amounted to \$9.53 billion, accounting for 84% of the total trade between the two countries. The primary export categories included Machinery and mechanical appliances, boilers, nuclear reactors, Vehicles; other than railway or tramway rolling stock, and parts and accessories, pharmaceutical products, and Optical, photographic, cinematographic, measuring, checking, medical or surgical instruments and apparatus.

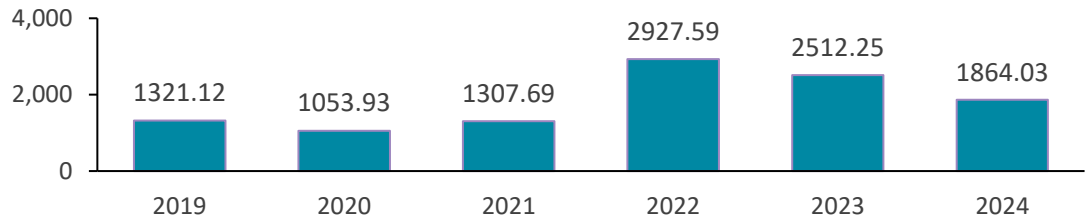
Germany's imports from Saudi Arabia totaled \$1.86 billion, representing 16% of the total bilateral trade. The key import categories were mineral fuels and oils, plastics and plastic articles, natural and cultured pearls, precious and semi-precious stones and organic chemicals.

Overall, Germany recorded a trade surplus of \$7.66 billion with Saudi Arabia in 2024, with total bilateral trade reaching \$11.39 billion.

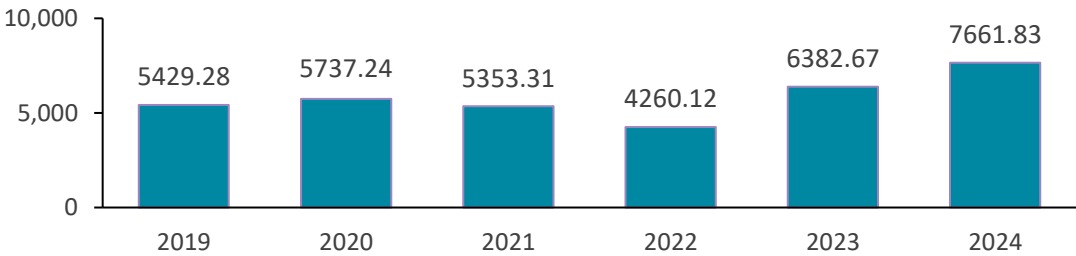
Germany Exports to Saudi Arabia, in million US\$



Germany Imports from Saudi Arabia, in million US\$



Trade balance, in million US\$



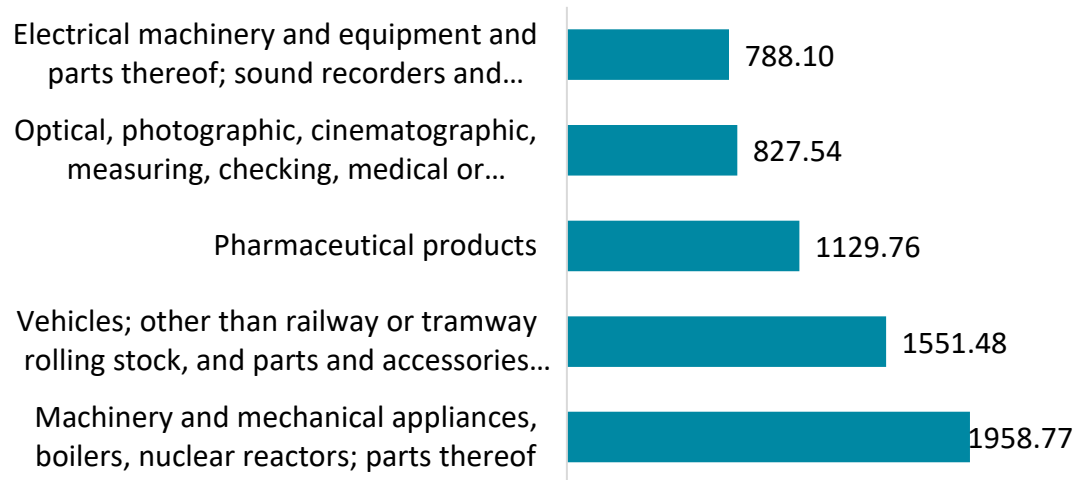
Note: all Data is not including re-export
Source: UN Comtrade - Trademap

Top trade categories between Germany & Saudi Arabia

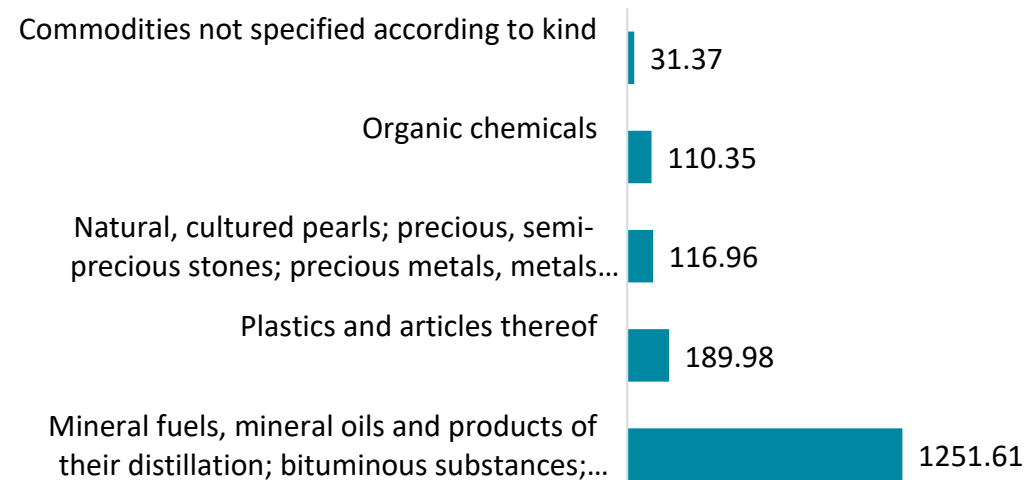
In 2024, 65.7% of Germany's exports to Saudi Arabia were concentrated in five key categories. The largest export categories were Machinery and mechanical appliances, boilers, nuclear reactors (20.6%), followed by Vehicles; other than railway or tramway rolling stock, and parts and accessories (16.3%).

Meanwhile, 91.2% of Germany's imports from Saudi Arabia fell within five main categories. The dominant import categories were mineral fuels and oils (67.1%) and Plastics and articles (10.2%).

Top categories for export to Saudi Arabia in 2024, in a million US\$



Top categories for import from Saudi Arabia in 2024, in a million US\$



Top trade products between Germany & Saudi Arabia

In 2024, 40.7% of Germany's exports to Saudi Arabia were concentrated in ten key products. The top export items included motor cars and other vehicles, medicaments and aircraft.

Meanwhile, 88.5% of Germany's imports from Saudi Arabia were also concentrated in ten key products. The primary imports consisted of Petroleum oils and oils obtained from bituminous minerals; crude and Petroleum oils and oils from bituminous minerals, not crude and waste and scrap of precious metals.

Top products for export to Saudi Arabia in 2024	Code	Value (MUS\$)
Motor cars and other motor vehicles; principally designed for the transport of persons....	8703	882.31
Medicaments; consisting of mixed or unmixed products for therapeutic or prophylactic use.....	3004	656.61
Aircraft n.e.c. in heading no. 8801; spacecraft (including satellites)....	8802	481.13
Human blood; animal blood for therapeutic, prophylactic	3002	420.11
Instruments and appliances used in medical, surgical, dental or veterinary sciences....	9018	338.02
Reagents; diagnostic or laboratory reagents on a backing....	3822	274.36
Tractors; (other than tractors of heading no 8709)	8701	253.64
Special purpose motor vehicles; not those for the transport of persons or goods ...	8705	199.68
Turbo-jets, turbo-propellers and other gas turbines	8411	191.77
Electrical machines and apparatus; having individual functions...	8543	176.82

Top products for import from Saudi Arabia in 2024	Code	Value (MUS\$)
Petroleum oils and oils obtained from bituminous minerals; crude	2709	1095.34
Petroleum oils and oils from bituminous minerals, not crude	2710	149.40
Waste and scrap of precious metal or of metal clad with precious metal;	7112	109.45
Polymers of ethylene, in primary forms	3901	94.37
Polymers of propylene or of other olefins, in primary forms	3902	69.70
Commodities not specified according to kind	9999	31.47
Cyclic hydrocarbons	2902	29.15
Acids; saturated acyclic monocarboxylic acids and their anhydrides, halides...	2915	25.45
Synthetic rubber and factice derived from oils, in primary forms or in plates...	4002	25.05
Acyclic alcohols and their halogenated, sulphonated, nitrated or nitrosated derivatives	2905	20.24

Source: UN Comtrade

GRC's Offices



Gulf Research Center Jeddah (Main office)

19 Rayat Alitihad Street
P.O. Box 2134
Jeddah 21451
Saudi Arabia
Tel: +966 12 6511999
Fax: +966 12 6531375
Email: info@grc.net



Gulf Research Center Riyadh

Unit FN11A
King Faisal Foundation
North Tower
King Fahd Branch Rd
Al Olaya Riyadh 12212
Saudi Arabia
Tel: +966 112112567
Email: info@grc.net



Gulf Research Center Foundation

Avenue de France 23
1202 Geneva
Switzerland
Tel: +41227162730
Email: info@grc.net



Gulf Research Centre Cambridge

University of Cambridge
Sidgwick Avenue,
Cambridge CB3 9DA
United Kingdom
Tel: +44-1223-760758
Fax: +44-1223-335110



Gulf Research Center Foundation Brussels

4th Floor
Avenue de
Cortenbergh 89
1000 Brussels
Belgium
grcb@grc.net
+32 2 251 41 64



Gulf Research Center
Knowledge for All